

STABLE VICES

Instructor _____

Club/Center _____ Region _____ Year _____

Topic: Common stable vices

Level/Certificate: D-2

Class Size: 4-8

Time: 30 minutes

Arena Size needed: None

Objective: D-2 Stable Management: Learn to identify 3-5 stable vices and understand their causes.

Equipment Needed:

Photos of vices (see attached) cut apart and laminated or glued onto cards

Activity handout, pencils

References:

USPC D Manual 2nd Edition, pp 193-196

Safety Concerns: None

Safety Check: Medical armband or bracelet

Lesson Procedure

1. Introduction of Self/Students “Hello, my name is _____ and I am a ____ from _____ Pony Club or Riding Center. Let’s go around the room and you can tell me your name, certification, and your horse’s name.” Allow the students to do this and give each one a name tag.

2. Verbalize Objective of Lesson “Today you will learn about stable vices, their possible causes and how they can be managed.”

3. Ask Prior Knowledge of Topic “Do any of your horses have any bad habits? Have you ever seen someone else’s horse with bad habits? Bad habits in horses are called vices.”

4. Demonstrate/Discussion: “Who knows what vices are?” (Bad habits that your horse does if kept in a stall most of the time or bored or nervous).

“Can anyone tell me a vice?” (Various answers- Pawing, Weaving, Stall kicking, Cribbing, Stall walking, Wood Chewing. Other answers might be bucking, rearing, herd-bound, biting and eating too fast. (Discuss that these are bad behaviors but many are also resistances)

“Does anyone have a horse or pony who has a vice?” Ask how they might handle it. Give them toys, access to seeing other horses or more pasture time.

Cut out the pictures of the 5 basic vices.

“Pick a picture of a vice and tell me what you know about it?” Discuss with the group.

Cribbing is when the horse grabs a solid object with his teeth and swallows air. It is not curable. Discuss what device has been used to prevent cribbing

Wood chewing is when the horse chews on wood but does not suck in air. Paint wood with bad-tasting

coating or evaluate his diet.

1

Stall Kicking is when a pony kicks the sides of his stall. Sometimes they are anxious to be fed, bored, upset or just like the noise. Hanging stall mats can protect him and keep the noise down.

Pawing is when a pony paws or digs holes in their stalls either waiting for their food or excited. This vice can be helped by using stall mats.

Weaving is when a pony sways from side to side, swinging his head and shifting his weight from hoof to hoof. It is a nervous habit and a stall screen with a U or V shaped cutout lets the pony look out.

5. Application of the activity: Collect the pictures. *“We are going to play charades. I am going to turn the cards over and you will pick one. Then you have to act out that vice. The rest of us will try to guess which vice it is.”*

6. Additional Ideas if time allows:

Walk through a barn and pick out vices.

Work on the worksheet together.

Discuss how to prevent vices and devices that might help.

7. Conclusion:

“Who can name a stable vice and tell me about it?”

“What is the reason for a stable vice?”

“What can you do to prevent stable vices?”

“When you go to your barn and ask any other horse owners if their horses have vices and how they have dealt with them. Ask them if they have any questions about vices and how they can be managed.”

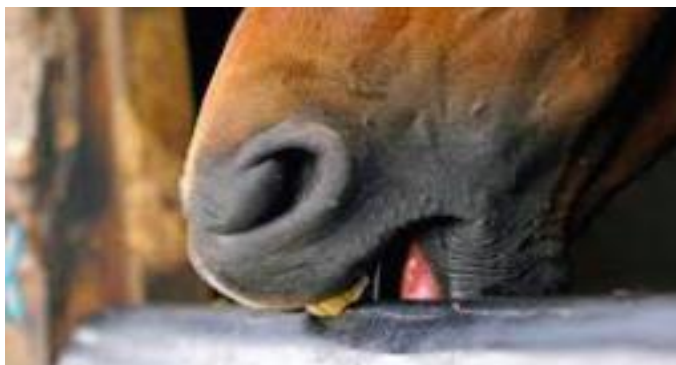
Give them the handout to fill in and bring in the next meeting.

8. Handouts: Stable Vices and pictures

See attached below



Stall kicking



Cribbing



Pawing






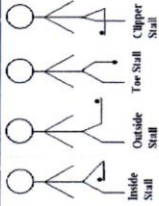
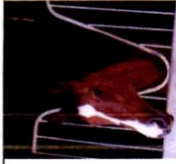
Weaving



Wood chewing

What is a stable vice? _____
 Why do horses get them? _____
 What kind of horses have vices? _____
 What can you do? _____

- _____
 • Keep your horse happy and occupied:
 - _____ toys
 - stall _____ instead of a closed door
 - but especially, give him plenty of time in the _____!

Name of Vice	What is it?	What does it hurt?	Why do they do it?	How to fix it.	Picture
1)	-Grabs solid object with teeth. -Arches neck. -Swallows air.			Incurable. 	
2	Chews on wood, does not suck in air			Manageable.	
3	Kicking and smashing stall walls and doors with hind hoofs.			Manageable.	
4	Pony sways from side to side, swinging his head, shifting from foot to foot.			Manageable.	
5	Digs holes in stall floor. Tips over buckets.			Curable.	